

Investment Monthly

Multiple growth drivers and policy priorities provide diverse opportunities

January 2025



Key takeaways

- ◆ While the Fed cut rates as widely expected, they expect inflation to remain above 2% in 2025, indicating a less aggressive easing cycle with just two cuts this year. We forecast three cuts with a total of 0.75%. On the growth front though, fiscal stimulus and improved optimism are positives for US equities.
- ◆ Backed by multiple growth drivers, equities should outperform bonds and cash in 2025. We favour US, UK, Indian, Japanese and Singaporean equities the most. Although the Trump administration's policy priorities may lead to uncertainty over the inflation and rate outlook, bonds remain a key diversifier against geopolitical and policy risks. Investment grade credit with 5-7 year maturities still offers attractive yields.
- ◆ In Q4 2024, we reduced exposure to markets that are vulnerable to US tariff risks, such as the Eurozone (including Germany) and Mexico and prefer those with robust domestic-driven growth opportunities, including Japan, India and ASEAN economies. To withstand external headwinds, we expect the Chinese government to ramp up its policy stimulus to boost domestic demand. Multi-asset strategies, which provide geographical and asset class diversification, can help balance opportunities and risks.



Willem Sels

Global Chief Investment Officer,
HSBC Global Private Banking and
Wealth



Lucia Ku

Global Head of Wealth Insights,
HSBC Wealth and Personal
Banking

Asset class	6-month view	Comment
Global equities	▲	Solid economic momentum, robust earnings growth and a global easing cycle are key growth drivers for global equities. We continue to broaden our geographical and sector exposure to capture broad-based earnings growth.
Government bonds	▼	The US election outcome has hurt the performance of interest rate sensitive assets, pushing DM government bond yields higher. We are neutral on most DM government bonds but underweight Japanese government bonds.
Investment grade (IG) corporate bonds	▶	We continue to see investment grade credit as a good way to diversify multi-asset portfolios against geopolitical and policy uncertainties and prefer 5-7 year maturities, where yields remain attractive.
High yield (HY) corporate bonds	▶	Although global high yield bonds have benefitted from the surge in risk appetite, current credit spreads do not fully compensate for default risk. We maintain a slightly shorter duration than the investment grade, preferring 3-5 years.
Gold	▲	Despite higher bond yields and a stronger USD, gold prices are supported by investors looking for diversification amid lower interest rates, strong buying from central banks and heightened geopolitical uncertainties. We like gold as a portfolio diversifier.

▲ "Overweight" implies a positive tilt towards the asset class, within the context of a well-diversified, typically multi-asset portfolio.

▼ "Underweight" implies a negative tilt towards the asset class, within the context of a well-diversified, typically multi-asset portfolio.

▶ "Neutral" implies neither a particularly negative nor a positive tilt towards the asset class, within the context of a well-diversified, typically multi-asset portfolio.

Icons: ↑ View on this asset class has been upgraded; ↓ View on this asset class has been downgraded.

Talking points

Each month, we discuss 3 key issues facing investors

1. What are the implications of the Fed's hawkish tone?

- ◆ While the Fed cut rates by 0.25% as expected in December, its indication of easing more slowly with only two rate cuts this year surprised the market. We now forecast a 0.25% rate cut at its March, June and September policy meetings in 2025, bringing the Federal funds target range to 3.50-3.75% by September 2025.
- ◆ The FOMC's projection for inflation to accelerate from 2.4% in 2024 to 2.5% in 2025 suggests that it will take longer to achieve its 2% target, which is more likely to occur in 2026. However, real economic growth for 2024 was revised up from 2.0% to 2.5%. Economic growth should remain healthy and well above the long-term trend.
- ◆ With a less aggressive Fed easing cycle, equity markets will instead need to rely on resilient economic growth (helped by fiscal stimulus) and strong earnings potential. We remain overweight on US equities and focus on sector beneficiaries of structural trends and policy priorities, including IT, Communications, Financials, Industrials and Healthcare.

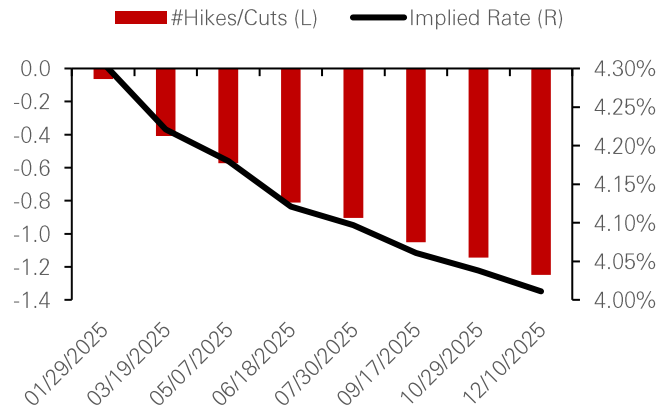
2. What are the expectations for equities, bonds and cash in 2025?

- ◆ As most major central banks are expected to continue cutting interest rates in 2025, with the exception of the Bank of Japan, we think cash will underperform bonds and equities.
- ◆ Globally, lower rates continue to support equity valuations. US equities are bolstered by robust earnings growth, the power of innovation, long-term structural trends and supportive policies of the Trump administration, while the reflation trend in Japan and strong structural growth in India and ASEAN reinforce our optimism in these equity markets. UK equities are also better placed in Europe due to their attractive valuations, a better earnings growth outlook and political stability of the UK government.
- ◆ While Mr. Trump's expansionary fiscal policy stance, proposed deregulation and tariff hikes will bring uncertainty over the inflation and rate outlook, prompting us to downgrade global and US investment grade bonds to neutral, bonds remain a key portfolio diversifier to generate a stable income stream and navigate market uncertainties. We continue to favour investment grade credit with 5-7 year maturities, where yields remain attractive.

3. How should investors position their portfolios amid US tariff risks?

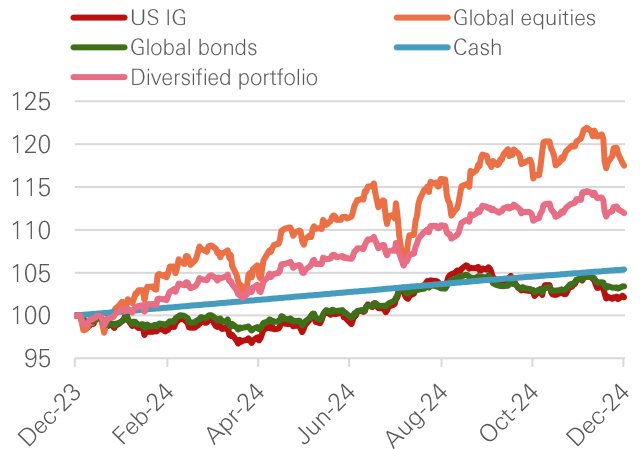
- ◆ Following the US election outcome, we reduced exposure to the Eurozone, Germany and Mexico to navigate increased trade uncertainties. Within Asia, we remain selective and diversified, having downgraded South Korean and Asia ex-Japan equities to neutral while focusing on markets with domestic-driven growth opportunities, including Japan, India and ASEAN economies, and companies with high exposure to intra-regional trade and cross-border investments.
- ◆ With a significant trade surplus with the US, we believe the Chinese government will ramp up its policy stimulus to boost domestic demand. We remain neutral on Chinese equities while waiting for more policy clarity at the National People's Congress in March 2025. A gradual approach to new tariff implementation is more likely in our view, as higher tariffs could also hurt US consumers and corporate earnings.
- ◆ A good mix of equities and bonds adds to the appeal of multi-asset strategies, which allow fund managers to capture growth opportunities while alleviating downside risks through active bond strategies in response to changing market conditions.

Chart 1: Market-implied Fed policy expectations for 2025



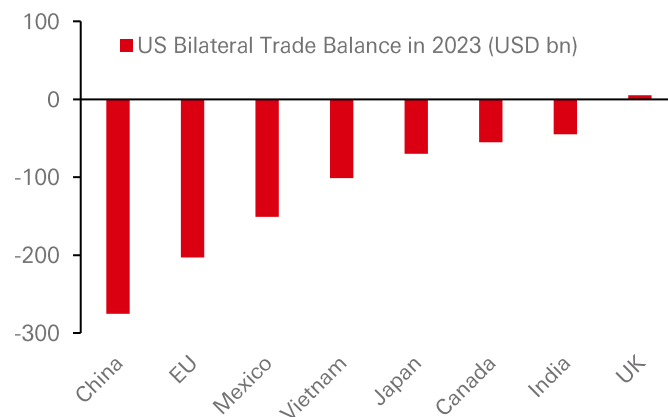
Source: Bloomberg, HSBC Global Private Banking and Wealth, as at 18 December 2024.

Chart 2: Diversified portfolio has outperformed cash in 2024 and we think this will continue in 2025



Source: Diversified portfolio refers to our moderate-risk strategic asset allocation, in USD terms. Bloomberg, HSBC Global Private Banking and Wealth, as at 31 December 2024. Past performance is not a reliable indicator of future performance.

Chart 3: Economies with net trade surplus to the US are more vulnerable to US tariff risks



Source: Macrobond, HSBC Global Private Banking and Wealth, 19 November 2024.

(For more information about the new year's market outlook, please refer to our Think Future 2025 brochure.)

Asset Class Views

Our latest house view on various asset classes

Asset class	6-month view	Comment
Global equities		
Global	▲	Solid economic momentum, robust earnings growth and a global easing cycle are key growth drivers for global equities. We continue to broaden our geographical and sector exposure to capture broad-based earnings growth.
United States	▲	We think broadening earnings growth, margin expansion and AI innovation will continue to support US equity valuations, while Trump's expansionary fiscal stimulus, tax cuts and industry deregulation will further boost corporate earnings.
United Kingdom	▲	A weaker GBP, attractive valuations and the lack of a US-UK trade deficit support our overweight on UK equities. Their defensive nature and attractive dividend yields provide diversification benefits for global investors.
Europe ex-UK	▼	Sluggish domestic growth and manufacturing activity, as well as the potential impact of US tariff hikes on European exporters, remain challenges for the region's economic outlook.
Japan	▲	We favour domestic sectors that stand to benefit from Japan's continued deflation trend and corporate governance reforms boosting share buybacks and higher dividends. A weaker JPY is accretive to earnings growth.
Emerging Markets (EM)	▶	The Fed's easing cycle has historically been positive for EM as it provides more scope for EM central banks to follow.
EM EMEA	▼	Weak EU growth, along with monetary and geopolitical uncertainties, remains headwinds for the region.
EM LatAm	▼	US tariffs are a potential headwind for Mexico and renewed rate hikes in Brazil may trigger selling.
Asia ex Japan equities		
Asia ex-Japan	▶	Despite increased US tariff concerns, we expect Asian growth to stay resilient in 2025 due to strong structural growth in India and ASEAN, along with China's broadening policy stimulus to boost domestic demand.
Mainland China	▶	We expect fiscal stimulus and monetary policy to remain accommodative in the coming quarters, and favour internet leaders, quality SOEs paying high dividends, and resilient consumer leaders to position for further policy stimulus.
India	▲	Indian equities are supported by robust earnings growth, high ROE and strong inflows from domestic investors. We prefer large-caps over small and mid-caps due to their relatively attractive valuations and better earnings profiles.
Hong Kong	▶	The global rate easing cycle should support the near-term homebuyers' sentiment. We see opportunities in select developers with strong balance sheets, as well as in the insurance and telecom sectors.
Singapore	▲	Compelling dividend yield and large REIT exposure are driving equity performance. Singapore's modest trade deficit against the US also makes it a defensive play compared to its regional peers.
South Korea	▶	Further to higher vulnerability to US tariff risks, domestic political uncertainty also weighs on investor sentiment and potentially deprioritises the initiatives related to the Corporate Value-Up programme.
Taiwan	▶	While the AI boom and strong semiconductor demand are favourable for equities, valuations remain expensive.
Government bonds		
Developed markets (DM)	▼	The US election outcome has hurt the performance of interest rate sensitive assets, pushing DM government bond yields higher. We are neutral on most DM government bonds but underweight Japanese government bonds.
United States	▶	The prospect of deflation and policy uncertainties under the Trump administration may induce further rate volatility. We maintain a neutral stance on US Treasuries.
United Kingdom	▶	In anticipation of a gradual easing path ahead, we remain neutral on gilts and prefer 5-7 year maturities.
Eurozone	▶	Although bond yields are lower than in the UK or the US, the ECB is likely to cut rates more, supporting price performance.
Japan	▼	We expect the Bank of Japan to keep an accommodative monetary policy stance and a pause in rate hikes until Q3 2025. Japanese government bond yields remain unattractive.
Emerging Markets (Local currency)	▶	More EM rate cuts and the search for carry should support better total returns but some EM currencies' weakness is a detractor of performance. We favour Indian and Indonesian local currency debt.
Emerging Markets (Hard currency)	▶	A stronger USD supports USD-denominated emerging market bonds. We still find yields generally appealing but remain selective on quality issuers.
Corporate bonds		
Global investment grade (IG)	▶	We continue to see investment grade credit as a good way to diversify multi-asset portfolios against geopolitical and policy uncertainties and prefer 5-7 year maturities, where yields remain attractive.
USD investment grade (IG)	▶	We see less scope for bond price gains amid a more gradual rate-cutting cycle but still find current bond yields attractive.
EUR and GBP investment grade (IG)	▲	We favour EUR and GBP investment grade credit as we expect more policy rate cuts in the Eurozone and the UK than in the US.
Asian investment grade (IG)	▶	Continued Fed rate cuts will create room for Asian central banks to lower rates, which should bode well for Asian financials, Indian and Indonesian local currency, and quality Chinese TMT (technology, media and telecom) bonds.
Global high-yield (HY)	▶	Although global high yield bonds have benefitted from the surge in risk appetite, current credit spreads do not fully compensate for default risk. We maintain a slightly shorter duration than the investment grade, preferring 3-5 years.
USD high-yield (HY)	▶	USD high yield provides a substantial overall yield but we think the focus is on coupon clipping rather than price gains.
EUR and GBP high-yield (HY)	▶	Spreads in high yield remain tight compared to historical averages, but the overall yield can help provide decent income.
Asian high-yield (HY)	▶	We remain cautious and highly selective in the Asian high yield space amid lingering property sector stress in China and an uncertain global interest rate outlook.
Commodities		
Gold	▲	Despite higher bond yields and a stronger USD, gold prices are supported by investors looking for diversification amid lower interest rates, strong buying from central banks and heightened geopolitical uncertainties. We like gold as a portfolio diversifier.
Oil	▶	Oil prices are constrained by expectations of increased supply and moderate demand. Meanwhile, uncertainty in the Middle East has had relatively less impact on oil prices.

Sector Views

Global and regional sector views based on a 6-month horizon

Sector	Global	US	Europe	Asia	Comment
Consumer Discretionary	▶	▶	▶	▶	Consumer discretionary spending is somewhat held back by elevated interest rates and cautious consumers. We expect the cooling demand for tourism and luxury goods to continue in 2025. Demand for home appliances remains subdued, pending a recovery in home sales. European auto companies and their suppliers look set for another challenging period while the outlook for Asian autos is more optimistic.
Financials	▲	▲	▶	▶	Globally and in the US, the sector continues to benefit from an improving economic backdrop while interest rates look set to decline slowly with a modest impact on earnings. Capital market activity has picked up. Regional banks with significant exposure to the real estate sector and loans remain an area to monitor. Adverse weather events are weighing on the insurance and re-insurance segments.
Industrials	▲	▲	▶	▲	Order books and new orders are solid rather than strong. US Industrials reported mixed results, while Asian Industrials are showing tentative signs of gradual improvement in fundamentals. Geopolitical tensions and the threat of tariffs are hindering new investments and capacity expansion plans, adding to ongoing supply chain challenges. Europe's over-reliance on exports to China and the US remains a key vulnerability.
Information Technology	▲	▲	▲	▲	The sector continues to experience high volatility as markets react to signs of weakness or strength. Overall, sector momentum continues to broaden out, with AI-enabled products and services helping companies achieve productivity gains and competitive differentiation. Digital infrastructure companies continue to see strong demand related to cloud, data centres, software and cooling technologies.
Communications Services	▲	▲	▶	▲	The US Communications sector is forecast to show robust sales and earnings growth, even as Y-o-Y comparables become tougher. The consensus 2025 earnings outlook appears conservative, implying potential upside surprises. In Asia, valuations remain attractive as regulatory headwinds have eased. In contrast, Europe's telecom services sector remains challenged by intense competition and high investment costs, prompting further consolidation as companies strive for more sustainable business models.
Materials	▶	▶	▶	▶	Most commodity prices declined in the past two months as China's slower economic growth weighed on market sentiment. Oversupply in several commodities and chemicals remains problematic. Specifically, cobalt and nickel consumption is reduced due to weaker EV demand. Copper should benefit from the rise of renewables and electrical and digital infrastructure projects, but uncertainties surrounding future US demand and government programmes have softened short-term demand.
Real Estate	▶	▶	▶	▶	Globally, the sector remains challenged by higher financing costs, as well as oversupply and weak demand in certain markets, though this appears to be reflected in sector valuations. While headwinds remain for the retail and China's housing markets, some areas of the real estate sector are seeing a pick-up in activity.
Consumer Staples	▶	▶	▶	▲	Strong competition and declining consumer trading volumes have created a weak pricing environment for companies in many markets. The potential for sales growth and margin expansion appears somewhat constrained. The sector is trading in line with historical valuations, further limiting potential upside.
Energy	▶	▶	▲	▶	Low valuations, strong cashflow and high dividends appear to be insufficient to change sentiment towards the sector as energy prices remain range bound. On a seasonally adjusted basis, supplies and inventories are at good levels. We expect an increase in oil production over the next 12 months, which may exert additional pressure on prices. In Europe, gas demand and prices are likely to remain robust.
Healthcare	▲	▲	▲	▼	Sector performance has been underwhelming due to uncertainties regarding the future US administration's plans for the healthcare sector. The US market is by far the largest healthcare market. A more selective approach is required, favouring companies with strong commercial product pipelines and no major product patent expirations. In Asia, valuations remain elevated, trading well above historical levels.
Utilities	▲	▶	▲	▲	Reported earnings and sales continue to surprise positively with some companies raising guidance on robust demand from data centres and other related AI activities. In 2025, momentum for new US renewable projects may slow down as the administration transitions. Elsewhere, renewable project momentum and energy demand remain robust.

Disclaimer

This document or video is prepared by The Hongkong and Shanghai Banking Corporation Limited ("HBAP"), 1 Queen's Road Central, Hong Kong. HBAP is incorporated in Hong Kong and is part of the HSBC Group. This document or video is distributed and/or made available, HSBC Bank (China) Company Limited, HSBC Bank (Singapore) Limited, HSBC Bank Middle East Limited (UAE), HSBC UK Bank Plc, HSBC Bank Malaysia Berhad (198401015221 (127776-V))/HSBC Amanah Malaysia Berhad (20080100642 1 (807705-X)), HSBC Bank (Taiwan) Limited, HSBC Bank plc, Jersey Branch, HSBC Bank plc, Guernsey Branch, HSBC Bank plc in the Isle of Man, HSBC Continental Europe, Greece, The Hongkong and Shanghai Banking Corporation Limited, India (HSBC India), HSBC Bank (Vietnam) Limited, PT Bank HSBC Indonesia (HBID), HSBC Bank (Uruguay) S.A. (HSBC Uruguay is authorised and oversought by Banco Central del Uruguay), HBAP Sri Lanka Branch, The Hongkong and Shanghai Banking Corporation Limited – Philippine Branch, HSBC Investment and Insurance Brokerage, Philippines Inc, and HSBC FinTech Services (Shanghai) Company Limited and HSBC Mexico, S.A. Multiple Banking Institution HSBC Financial Group (collectively, the "Distributors") to their respective clients. This document or video is for general circulation and information purposes only.

The contents of this document or video may not be reproduced or further distributed to any person or entity, whether in whole or in part, for any purpose. This document or video must not be distributed in any jurisdiction where its distribution is unlawful. All non-authorised reproduction or use of this document or video will be the responsibility of the user and may lead to legal proceedings. The material contained in this document or video is for general information purposes only and does not constitute investment research or advice or a recommendation to buy or sell investments. Some of the statements contained in this document or video may be considered forward looking statements which provide current expectations or forecasts of future events. Such forward looking statements are not guarantees of future performance or events and involve risks and uncertainties. Actual results may differ materially from those described in such forward-looking statements as a result of various factors. HBAP and the Distributors do not undertake any obligation to update the forward-looking statements contained herein, or to update the reasons why actual results could differ from those projected in the forward-looking statements. This document or video has no contractual value and is not by any means intended as a solicitation, nor a recommendation for the purchase or sale of any financial instrument in any jurisdiction in which such an offer is not lawful. The views and opinions expressed are based on the HSBC Global Investment Committee at the time of preparation and are subject to change at any time. **These views may not necessarily indicate HSBC Asset Management's current portfolios' composition. Individual portfolios managed by HSBC Asset Management primarily reflect individual clients' objectives, risk preferences, time horizon, and market liquidity.**

The value of investments and the income from them can go down as well as up and investors may not get back the amount originally invested. Past performance contained in this document or video is not a reliable indicator of future performance whilst any forecasts, projections and simulations contained herein should not be relied upon as an indication of future results. Where overseas investments are held the rate of currency exchange may cause the value of such investments to go down as well as up. Investments in emerging markets are by their nature higher risk and potentially more volatile than those inherent in some established markets. Economies in emerging markets generally are heavily dependent upon international trade and, accordingly, have been and may continue to be affected adversely by trade barriers, exchange controls, managed adjustments in relative currency values and other protectionist measures imposed or negotiated by the countries with which they trade. These economies also have been and may continue to be affected adversely by economic conditions in the countries in which they trade. Investments are subject to market risks, read all investment related documents carefully.

This document or video provides a high-level overview of the recent economic environment and has been prepared for information purposes only. The views presented are those of HBAP and are based on HBAP's global views and may not necessarily align with the Distributors' local views. It has not been prepared in accordance with legal requirements designed to promote the independence of investment research and is not subject to any prohibition on dealing ahead of its dissemination. It is not intended to provide and should not be relied on for accounting, legal or tax advice. Before you make any investment decision, you may wish to consult an independent financial adviser. In the event that you choose not to seek advice from a financial adviser, you should carefully consider whether the investment product is suitable for you. You are advised to obtain appropriate professional advice where necessary.

The accuracy and/or completeness of any third-party information obtained from sources which we believe to be reliable might have not been independently verified, hence Customer must seek from several sources prior to making investment decision.

The following statement is only applicable to HSBC Mexico, S.A. Multiple Banking Institution HSBC Financial Group with regard to how the publication is distributed to its customers: This publication is distributed by Wealth Insights of HSBC México, and its objective is for informational purposes only and should not be interpreted as an offer or invitation to buy or sell any security related to financial instruments, investments or other financial product. This communication is not intended to contain an exhaustive description of the considerations that may be important in making a decision to make any change and/or modification to any product, and what is contained or reflected in this report does not constitute, and is not intended to constitute, nor should it be construed as advice, investment advice or a recommendation, offer or solicitation to buy or sell any service, product, security, merchandise, currency or any other asset.

Receiving parties should not consider this document as a substitute for their own judgment. The past performance of the securities or financial instruments mentioned herein is not necessarily indicative of future results. All information, as well as prices indicated, are subject to change without prior notice; Wealth Insights of HSBC Mexico is not obliged to update or keep it current or to give any notification in the event that the information presented here undergoes any update or change. The securities and investment products described herein may not be suitable for sale in all jurisdictions or may not be suitable for some categories of investors.

The information contained in this communication is derived from a variety of sources deemed reliable; however, its accuracy or completeness cannot be guaranteed. HSBC México will not be responsible for any loss or damage of any kind that may arise from transmission errors, inaccuracies, omissions, changes in market factors or conditions, or any other circumstance beyond the control of HSBC. Different HSBC legal entities may carry out distribution of Wealth Insights internationally in accordance with local regulatory requirements.

Important Information about the Hongkong and Shanghai Banking Corporation Limited, India ("HSBC India")

HSBC India is a branch of The Hongkong and Shanghai Banking Corporation Limited. HSBC India is a distributor of mutual funds and referrer of investment products from third party entities registered and regulated in India. HSBC India does not distribute investment products to those persons who are either the citizens or residents of United States of America (USA), Canada or New Zealand or any other jurisdiction where such distribution would be contrary to law or regulation.

The following statement is only applicable to HSBC Bank (Taiwan) Limited with regard to how the publication is distributed to its customers: HSBC Bank (Taiwan) Limited ("the Bank") shall fulfill the fiduciary duty act as a reasonable person once in exercising offering/conducting ordinary care in offering trust services/ business. However, the Bank disclaims any guarantee on the management or operation performance of the trust business.

The following statement is only applicable to PT Bank HSBC Indonesia ("HBID"): PT Bank HSBC Indonesia ("HBID") is licensed and supervised by Indonesia Financial Services Authority ("OJK"). Customer must understand that historical performance does not guarantee future performance. Investment product that are offered in HBID is third party products, HBID is a selling agent for third party product such as Mutual Fund and Bonds. HBID and HSBC Group (HSBC Holdings Plc and its subsidiaries and associates company or any of its branches) does not guarantee the underlying investment, principal or return on customer investment. Investment in Mutual Funds and Bonds is not covered by the deposit insurance program of the Indonesian Deposit Insurance Corporation (LPS).

Important information on ESG and sustainable investing

Today we finance a number of industries that significantly contribute to greenhouse gas emissions. We have a strategy to help our customers to reduce their emissions and to reduce our own. For more information visit www.hsbc.com/sustainability.

In broad terms "ESG and sustainable investing" products include investment approaches or instruments which consider environmental, social, governance and/or other sustainability factors to varying degrees. Certain instruments we classify as sustainable may be in the process of changing to deliver sustainability outcomes. There is no guarantee that ESG and Sustainable investing products will produce returns similar to those which don't consider these factors. ESG and Sustainable investing products may diverge from traditional market benchmarks. In addition, there is no standard definition of, or measurement criteria for, ESG and Sustainable investing or the impact of ESG and Sustainable investing products. ESG and Sustainable investing and related impact measurement criteria are (a) highly subjective and (b) may vary significantly across and within sectors.

HSBC may rely on measurement criteria devised and reported by third party providers or issuers. HSBC does not always conduct its own specific due diligence in relation to measurement criteria. There is no guarantee: (a) that the nature of the ESG / sustainability impact or measurement criteria of an investment will be aligned with any particular investor's sustainability goals; or (b) that the stated level or target level of ESG / sustainability impact will be achieved. ESG and Sustainable investing is an evolving area and new regulations are being developed which will affect how investments can be categorised or labelled. An investment which is considered to fulfil sustainable criteria today may not meet those criteria at some point in the future.

THE CONTENTS OF THIS DOCUMENT OR VIDEO HAVE NOT BEEN REVIEWED BY ANY REGULATORY AUTHORITY IN HONG KONG OR ANY OTHER JURISDICTION.

YOU ARE ADVISED TO EXERCISE CAUTION IN RELATION TO THE INVESTMENT AND THIS DOCUMENT OR VIDEO. IF YOU ARE IN DOUBT ABOUT ANY OF THE CONTENTS OF THIS DOCUMENT OR VIDEO, YOU SHOULD OBTAIN INDEPENDENT PROFESSIONAL ADVICE.

© Copyright 2025. The Hongkong and Shanghai Banking Corporation Limited, ALL RIGHTS RESERVED.

No part of this document or video may be reproduced, stored in a retrieval system, or transmitted, on any form or by any means, electronic, mechanical, photocopying, recording or otherwise, without the prior written permission of The Hongkong and Shanghai Banking Corporation Limited.